

UC-8100 Series

Arm-based wireless-enabled DIN-rail industrial computers with 2 serial ports and 2 LAN ports



Features and Benefits

- Armv7 Cortex-A8 300/600/1000 MHz processor
- Dual auto-sensing 10/100 Mbps Ethernet ports
- Rich programmable LEDs and a programmable button for easy installation and maintenance
- Mini PCIe slot for cellular module
- Debian 9 open platform
- Cybersecurity functions

Certifications



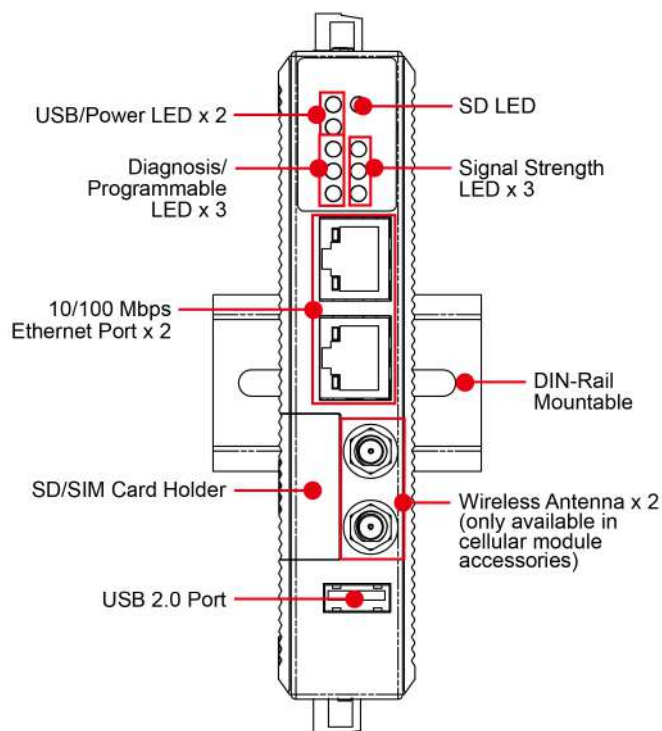
Introduction

The UC-8100 computing platform is designed for embedded data-acquisition applications. The computer comes with one or two RS-232/422/485 serial ports and dual 10/100 Mbps Ethernet LAN ports, as well as a mini PCIe slot to support cellular modules. These versatile communication capabilities let users efficiently adapt the UC-8100 to a variety of complex communications solutions.

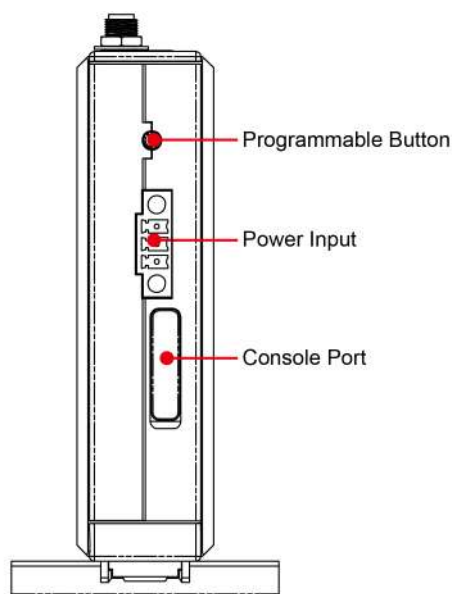
The UC-8100 is built around a Cortex-A8 RISC processor that has been optimized for use in energy monitoring systems, but is widely applicable to a variety of industrial solutions. With flexible interfacing options, this tiny embedded computer is a reliable and secure gateway for data acquisition and processing at field sites as well as a useful communication platform for many other large-scale deployments.

Appearance

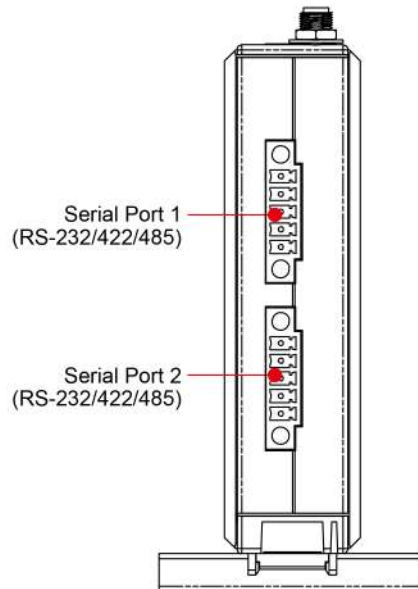
Front View



Top View



Bottom View



Specifications

Computer

CPU	UC-8131-LX: Armv7 Cortex-A8 300 MHz UC-8132-LX: Armv7 Cortex-A8 300 MHz UC-8162-LX: Armv7 Cortex-A8 600 MHz UC-8112-LX: Armv7 Cortex-A8 1 GHz
DRAM	UC-8112-LX: 512 MB DDR3 UC-8131-LX: 256 MB DDR3 UC-8132-LX: 256 MB DDR3 UC-8162-LX: 512 MB DDR3
Pre-installed OS	Linux Debian 9 (Linux kernel v4.4)
Storage Pre-installed	8 GB eMMC

Computer Interface

USB 2.0	USB 2.0 hosts x 1, type-A connectors
Expansion Slots	UC-8112-LX: mPCIe slot x 1 UC-8132-LX: mPCIe slot x 1 UC-8162-LX: mPCIe slot x 1
Number of SIMs	UC-8112-LX: 1 UC-8132-LX: 1 UC-8162-LX: 1
SIM Format	Mini
Buttons	Reset button

Ethernet Interface

Ethernet Ports	Auto-sensing 10/100 Mbps ports (RJ45 connector) x 2
Magnetic Isolation Protection	N/A, 1.5 kV (built-in)

LED Indicators

System	Power x 1 SD slots x 1 Programmable x 3
Wireless Signal Strength	Cellular/Wi-Fi x 3

Serial Interface

Serial Ports	2 x RS-232/422/485
Console Port	1 x 4-pin header to DB9 console port
Data Bits	5, 6, 7, 8
Parity	None, Even, Odd, Space, Mark
Stop Bits	1, 1.5, 2

Serial Signals

RS-232	TxD, RxD, RTS, CTS, DTR, DSR, DCD, GND
RS-422	Tx+, Tx-, Rx+, Rx-, GND
RS-485-2w	Data+, Data-, GND
RS-485-4w	Tx+, Tx-, Rx+, Rx-, GND

Power Parameters

Input Voltage	12 to 24 VDC
Input Current	480 mA @ 12 VAC 225 mA @ 24 VAC
Power Consumption	5.4 W

Reliability

Alert Tools	Built-in buzzer and RTC (real-time clock)
Automatic Reboot Trigger	Built-in WDT

Physical Characteristics

Housing	Plastic
Dimensions	101 x 27 x 128 mm (3.98 x 1.06 x 5.04 in)
Weight	224 g (0.5 lb)
Installation	DIN-rail mounting, Wall mounting (with optional kit)

Environmental Limits

Operating Temperature	-10 to 60°C (14 to 140°F)
Storage Temperature (package included)	-20 to 80°C (-4 to 176°F)
Ambient Relative Humidity	5 to 95% (non-condensing)
Vibration	2 Grms @ IEC 60068-2-64, random wave, 5-500 Hz, 1 hr per axis (without any USB devices attached)
Shock	IEC 60068-2-27

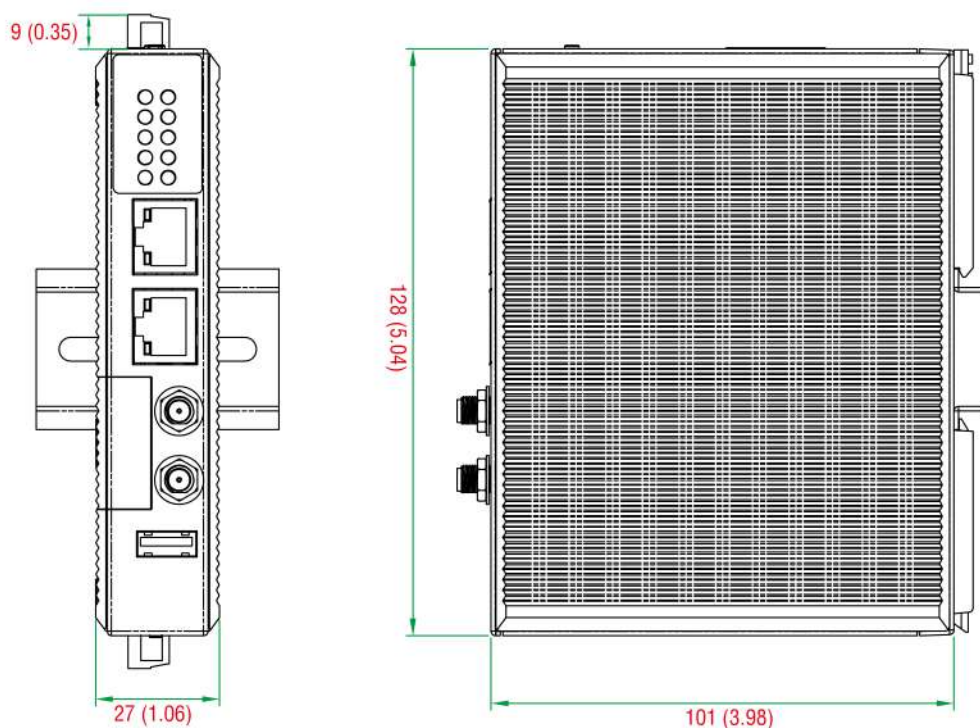
Standards and Certifications

Safety	UL 60950-1
EMC	EN 55032/24
EMI	CISPR 32, FCC Part 15B Class A

EMS	IEC 61000-4-2 ESD: Contact: 4 kV; Air: 8 kV IEC 61000-4-3 RS: 80 MHz to 1 GHz: 3 V/m IEC 61000-4-4 EFT: Power: 1 kV; Signal: 0.5 kV IEC 61000-4-5 Surge: Power: 0.5 kV IEC 61000-4-6 CS: 3 V IEC 61000-4-8 PFMF
Green Product	RoHS, CRoHS, WEEE
MTBF	
Time	UC-8131-LX: 1,465,546 hrs UC-8132-LX/8162-LX: 1,195,173 hrs UC-8112-LX: 1,149,242 hrs
Standards	Telcordia (Bellcore) Standard
Warranty	
Warranty Period	5 years
Details	See www.moxa.com/warranty
Package Contents	
Device	1 x UC-8100 Series computer
Installation	1 x power jack
Documentation	1 x quick installation guide 1 x warranty card

Dimensions

Unit: mm (inch)



Ordering Information

Model Name	CPU	RAM	Storage	Storage Slots	Mini PCIe Socket for Wireless Module
UC-8131-LX	Armv7 Cortex-A8 300 MHz	256 MB	8 GB eMMC	SD Card	–
UC-8132-LX	Armv7 Cortex-A8 300 MHz	256 MB	8 GB eMMC	SD Card	1
UC-8162-LX	Armv7 Cortex-A8 600 MHz	512 MB	8 GB eMMC	SD Card	1
UC-8112-LX	Armv7 Cortex-A8 1 GHz	512 MB	8 GB eMMC	SD Card	1

Accessories (sold separately)

Desktop Mounting Kits

ANT-GPS-OSM-05-3M	1572 MHz, active GPS antenna, 26 dBi, for GPS applications, 3 m cable
ANT-LTE-ASM-04 BK	704-960/1710-2620 MHz, LTE omni-directional stick antenna, 4.5 dBi
ANT-LTE-ASM-05 BK	704-960/1710-2620 MHz, LTE stick antenna, 5 dBi
ANT-LTE-OSM-03-3m BK	700-2700 MHz, multi-band antenna, specifically designed for 2G, 3G, and 4G applications, 3 m cable
ANT-LTE-OSM-06-3m BK MIMO	700-2700/2400-2500/5150-5850 MHz, multi-band antenna, 3 m cable

Cables

CBL-F9DPF1x4-BK-100	Console cable with 4-pin connector, 1 m
A-CRF-MHFSF	i-PEX MHF male connector on cellular module to SMA female connector for installing a GPS antenna
CRF-MHF/SMA(M)-14.2	i-PEX MHF male connector on a Wi-Fi module to RP-SMA female connector for installing a Wi-Fi antenna

Power Cords

PWC-C7AU-2B-183	Power cord with Australian (AU) plug, 2.5A/250V, 1.83 m
PWC-C7CN-2B-183	Power cord with two-prong China (CN) plug, 1.83 m
PWC-C7EU-2B-183	Power cord with Continental Europe (EU) plug, 2.5A/250V, 1.83 m
PWC-C7UK-2B-183	Power cord with United Kingdom (UK) plug, 2.5A/250V, 1.83 m
PWC-C7US-2B-183	Power cord with United States (US) plug, 10A/125V, 1.83 m

Power Adapters

PWR-24270-DT-S1	Power adapter, input voltage 90 to 264 VAC, output voltage 24 V with 2.5 A DC load
-----------------	--

Wall-Mounting Kits

WALLMOUNT-8100-01	Wall-mounting kit for the UC-8100
-------------------	-----------------------------------

Cellular Wireless Modules

CELLULAR-LTE-US	Cellular module, i-PEX MHF to SMA adapter, Mini PCI/e mount, 2 screws
ME-CELLULAR-LTE-EU	LTE Cat. 3 module for Europe, 2 SMA connectors with cable

Wi-Fi Wireless Modules

Wi-Fi-BGN	Wi-Fi module, 2 SMA connectors with cable
-----------	---

© Moxa Inc. All rights reserved. Updated Nov 12, 2018.

This document and any portion thereof may not be reproduced or used in any manner whatsoever without the express written permission of Moxa Inc. Product specifications subject to change without notice. Visit our website for the most up-to-date product information.